

Deploying SQLExpress

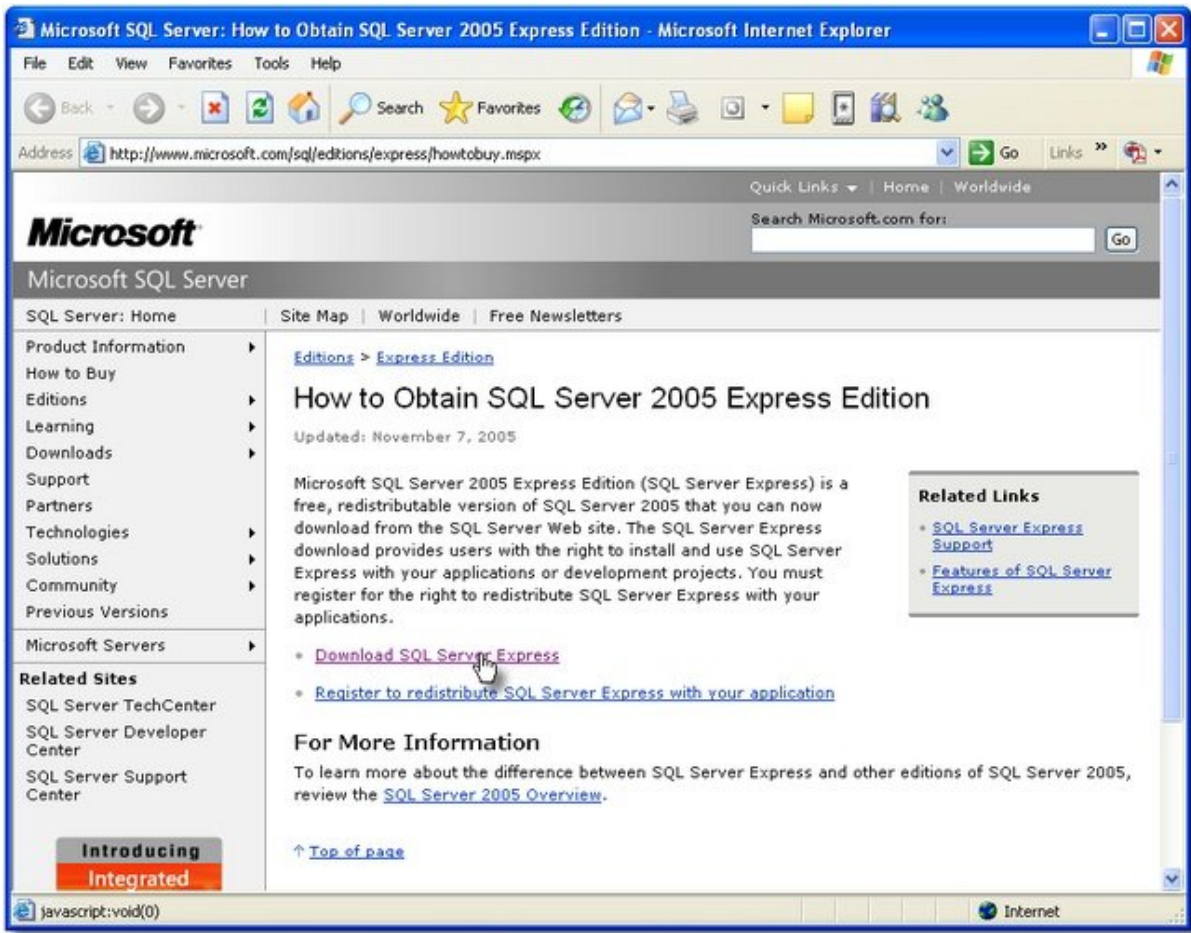
If you have decided to install SQLExpress on your server computer, follow these instructions:



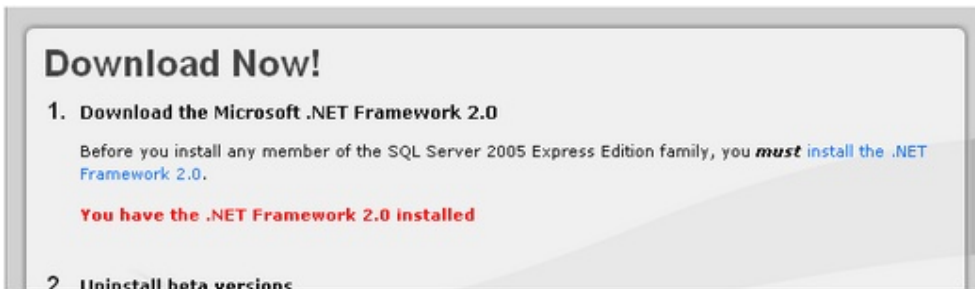
Note: A copy of SQLExpress can be found on the Kairos product CD.

- Firstly you will need to obtain SQLExpress if you do not already have it (or have the Kairos Products CD). Visit <http://www.microsoft.com/sql/editions/express/howtobuy.mspx>

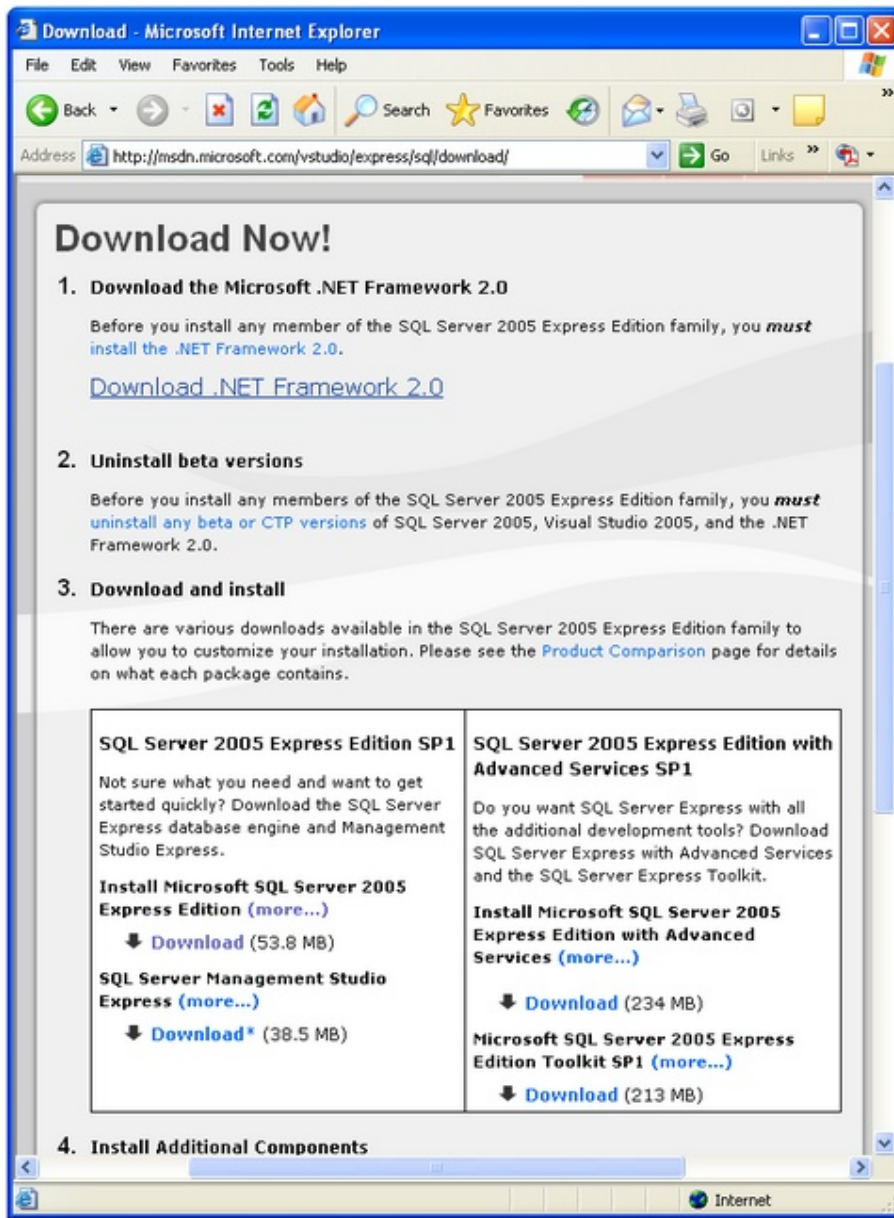
Note that this is a FREE version thanks to the nice folks at Microsoft.



- Click on the "Download SQL Server Express" link.



- The Download screen appears. If you see the text in red, skip the next bullet point.



- Click on the "Download .Net Framework 2.0" link, install this software and reboot your computer.
- If you have installed any beta versions of SQL Server 2005, uninstall them now.

3. Download and install

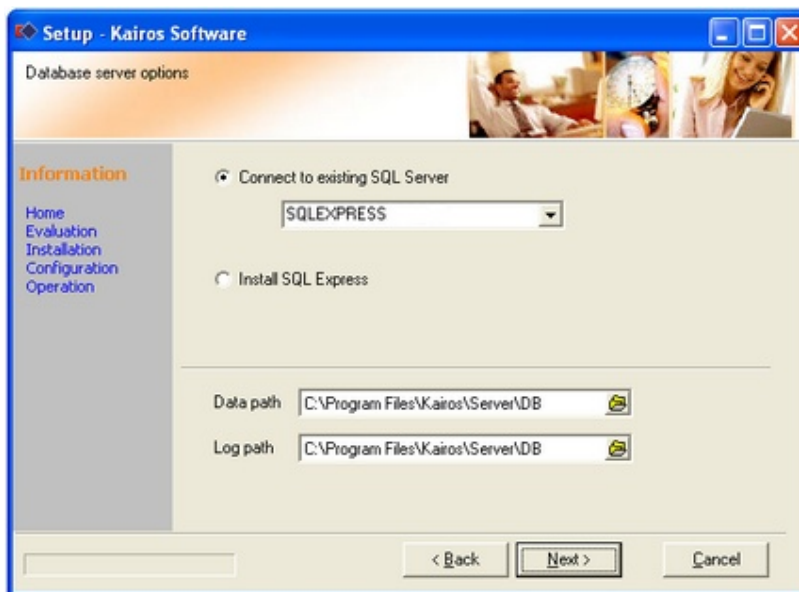
There are various downloads available in the SQL Server 2005 Express Edition family to allow you to customize your installation. Please see the [Product Comparison](#) page for details on what each package contains.

SQL Server 2005 Express Edition SP1 Not sure what you need and want to get started quickly? Download the SQL Server Express database engine and Management Studio Express. Install Microsoft SQL Server 2005 Express Edition (more...) ↓ Download (53.8 MB) SQL Server Management Studio Express (more...) ↓ Download* (38.5 MB)	SQL Server 2005 Express Edition with Advanced Services SP1 Do you want SQL Server Express with all the additional development tools? Download SQL Server Express with Advanced Services and the SQL Server Express Toolkit. Install Microsoft SQL Server 2005 Express Edition with Advanced Services (more...) ↓ Download (234 MB) Microsoft SQL Server 2005 Express Edition Toolkit SP1 (more...) ↓ Download (213 MB)
------------------------------------------------------------------------------------------------------------------------------------------------------------------------------------------------------------------------------------------------------------------------------------------------------------------------------------------------------------------------------------	--------------------------------------------------------------------------------------------------------------------------------------------------------------------------------------------------------------------------------------------------------------------------------------------------------------------------------------------------------------------------------------------------------------------------------------------------------------------------

- Now, click on the upper "Download" link in the left hand column of the download page.



- Click Run, accept all the defaults and after completing the installation, reboot the computer.



- Run the Kairos Software Setup Wizard. On the "Database server options" page of the wizard, SQLExpress should be detected automatically.